








aspire ACCESSORIES MATRIX

CODE	DESCRIPTION	SUITS						
		 Evoke 2	 Evoke 2 JNR	 Rehab RX JNR	 Rehab RX	 Rehab RS	 Assist 2	 Transit 2
ELEVATING LEGRESTS								
WCA848100	Elevating Legrest - Left - 300/320/350/400/410mm	●	●	●	●	●	●	●
WCA848110	Elevating Legrest - Right - 300/320/350/400/410mm	●	●	●	●	●	●	●
WCA848120	Elevating Legrest - Left - 450/460/500/510mm	●			●	●	●	●
WCA848130	Elevating Legrest - Right - 450/460/500/510mm	●			●	●	●	●
WCA848140	Elevating Legrest - Left - 570/610mm	●					●	
WCA848150	Elevating Legrest - Right - 570/610mm	●					●	
ADVANCED ARTICULATING ELEVATING LEGRESTS								
WCA848160	Elevating Legrest - Articulating - Left - 300/320/350/400/410mm	●	●	●	●	●	●	●
WCA848170	Elevating Legrest - Articulating - Right - 300/320/350/400/410mm	●	●	●	●	●	●	●
WCA848180	Elevating Legrest - Articulating - Left - 450/460/500/510mm	●			●	●	●	●
WCA848190	Elevating Legrest - Articulating - Right - 450/460/500/510mm	●			●	●	●	●
WCA848200	Elevating Legrest - Articulating - Left - 570/610mm	●					●	
WCA848210	Elevating Legrest - Articulating - Right - 570/610mm	●					●	
STUMP SUPPORTS								
WCA848220	Stump Support - Left - Silver - 300/320/350/400/450mm	●	●	●	●	●	●	●
WCA848230	Stump Support - Right - Silver - 300/320/350/400/450mm	●	●	●	●	●	●	●
WCA848240	Stump Support - Left - Silver - 500/550/570/610mm	●			●	●	●	●
WCA848250	Stump Support - Right - Silver - 500/550/570/610mm	●			●	●	●	●
WCA848260	Stump Support - Extension Bracket - Silver	●	●				●	●
OXYGEN BOTTLE HOLDERS								
WCA848290	Oxygen Bottle Holder	●	●				●	●
WAA695600	Oxygen Bottle Bag			●	●	●		
BRAKE EXTENSIONS								
WCA848310	Brake Extension Lever - Left	●	●				●	●
WCA848320	Brake Extension Lever - Right	●	●				●	●
LATERAL SUPPORTS								
WCA848430	Lateral Chest Support Assembly - Left	●	●					
WCA848440	Lateral Chest Support Assembly - Right	●	●					

CODE	DESCRIPTION	SUITS						
		 Evoke 2	 Evoke 2 JNR	 Rehab RX JNR	 Rehab RX	 Rehab RS	 Assist 2	 Transit 2
CONTOURED PADDED OVERLAYS								
WCA848330	Contoured Padded Overlay - 350mm Wide	●						
WCA848340	Contoured Padded Overlay - 400mm Wide	●						
WCA848350	Contoured Padded Overlay - 450mm Wide	●						
WCA848360	Contoured Padded Overlay - 500mm Wide	●						
WCA848370	Contoured Padded Overlay - 570mm Wide	●						
WCA848380	Contoured Padded Overlay - 610mm Wide	●						
DEPTH & HEIGHT ADJUSTABLE ARMRESTS								
WCA848390	Depth & Height Adjustable Armrest - Left	●						
WCA848400	Depth & Height Adjustable Armrest - Right	●						
GUTTER ARMRESTS								
WCA848410	Gutter Armrest Pad - Left	●						
WCA848420	Gutter Armrest Pad - Right	●						
DRUM BRAKES								
WCA848500	Rear Wheels w/Drum Brakes Kit - 24in	●						
WCA848510	Rear Wheels w/Drum Brakes Kit - 16in		●	●	●	●		
WCA848520	Rear Wheels w/Drum Brakes Kit - 20in			●	●	●		
DEPTH EXTENSIONS								
WCA848530	Base Frame Extension Kit - 50mm - Black				●	●		
WCA848540	Base Frame Extension Kit - 100mm - Black				●	●		
OTHER								
WCA848550	Therapist-Friendly Tool-Free Adjustment Kit			●	●	●		
WCA848560	Meal Tray - 320mm to 410mm			●	●	●		
WCA848570	Meal Tray - 460mm to 510mm				●	●		
WCA848270	Anti-Tip Bars	●	●	●	●	●	●	●
WCA848280	IV Pole	●	●	●	●	●	●	●
WCA848300	Safety Lap Belt - Metal Seatbelt Buckle	●	●	●	●	●	●	●
WCA848470	Extended Back Cane - Pair - 19/21in	●	●					
WCA848480	Headrest Assembly - Deluxe Style	●	●					
WCA848490	Camber Kit	●	●					
WCA848580	Calf Strap	●	●	●	●	●	●	●